

AVAO BOD CROLL FAST

Patented

CSA Z259.10-12 CLASS A/P/D/L

(EN) Full-body fall arrest and positioning harness with integrated CROLL.
 (FR) Hamais complet antichute et de positionnement avec bloqueur CROLL intégré.

⚠ WARNING

Activities involving the use of this equipment are inherently dangerous. You are responsible for your own actions and decisions.

Before using this equipment, you must:

- Read and understand all instructions for Use.
- Get specific training in its proper use.
- Become acquainted with its capabilities and limitations.
- Understand and accept the risks involved.

FAILURE TO HEED ANY OF THESE WARNINGS MAY RESULT IN SEVERE INJURY OR DEATH.

Traceability and markings / Traçabilité et marquage

a. Body controlling the manufacture of this PPE
Apave Sudeurope SAS
 BP 193 - 13322 Marseille
 Cedex 16 - France N°0082

b. Certification organisation

c. Traceability: **datamatrix** = product reference + individual number

d. Batch number

e. Individual number
 00 000 AA 0000

f. Year of manufacture

g. Day of manufacture

h. Control or name of inspector

i. Incrementation

j. Standards :

k. Carefully read the instructions for use

l. Model identification

CLASS A
 Fall arrest

CLASS B
 Positioning and limited descent

CLASS P
 Limited climbing

CLASS D
 Positioning

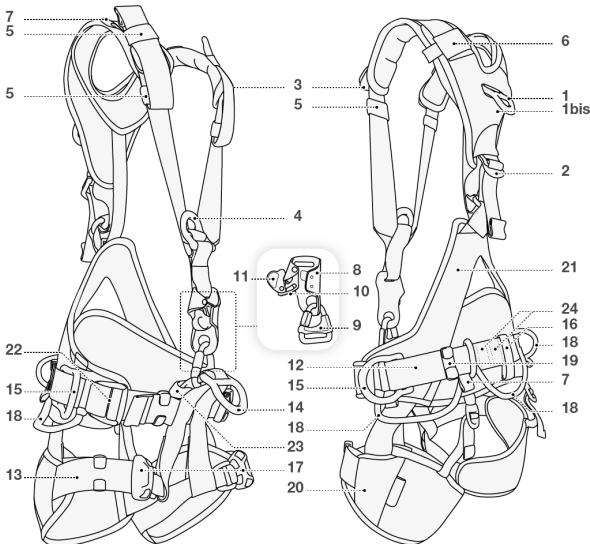
CLASSIFIED C 45 YF
 CSA Z259.10-12

PETZL
 ZI Cidex 105A
 38920 Croles
 France
 Tel: +33-(0)4 76 92 09 00
PETZL.COM

ISO 9001
 © Petzl
 Made in Romania

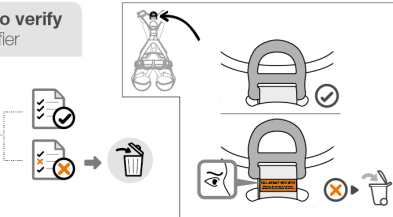
1. Field of application (text part)
 Champ d'application (partie texte)

2. Nomenclature
 Nomenclature



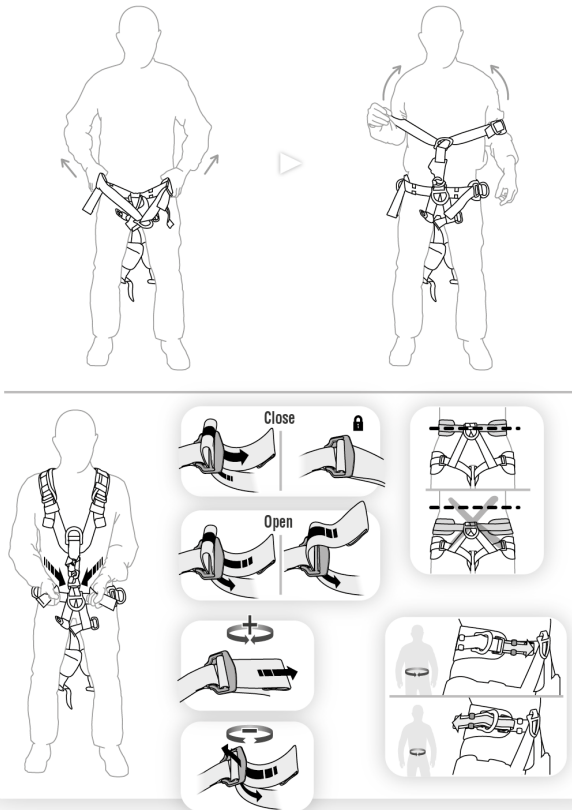
3. Inspection, points to verify
 Contrôle, points à vérifier

PPE checking
 Vérification EPI
PETZL.COM

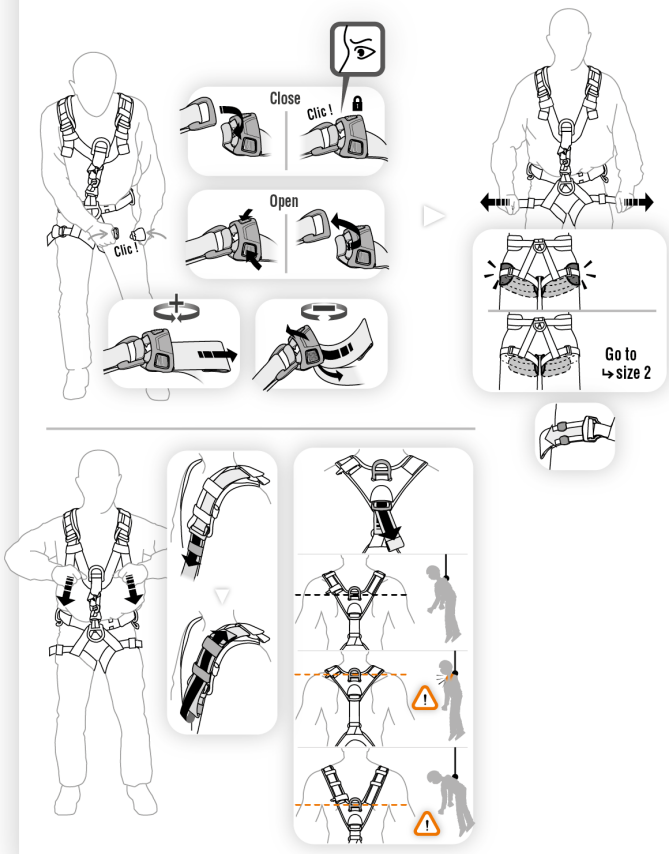


4. Compatibility
 Compatibilité

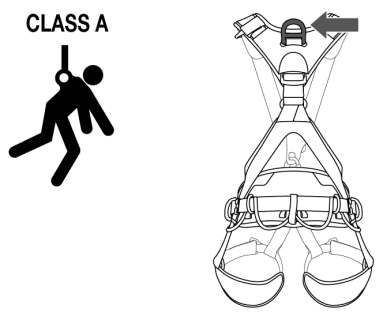
5. How to put the harness on
 Mise en place du hamais



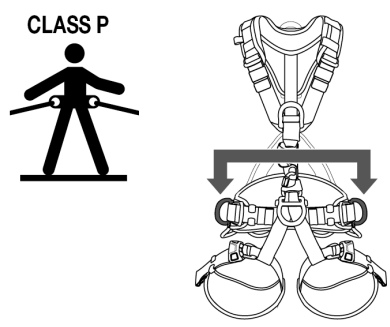
5. How to put the harness on
Mise en place du harnais



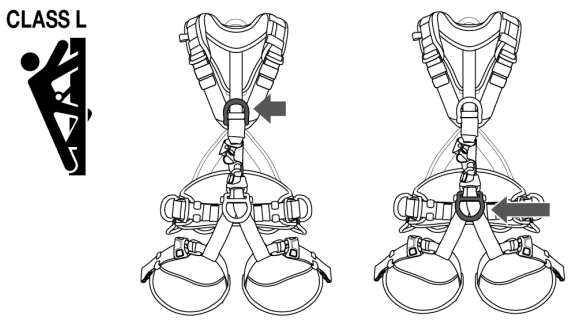
6. Fall arrest
Antichute



7. Positioning
Positionnement

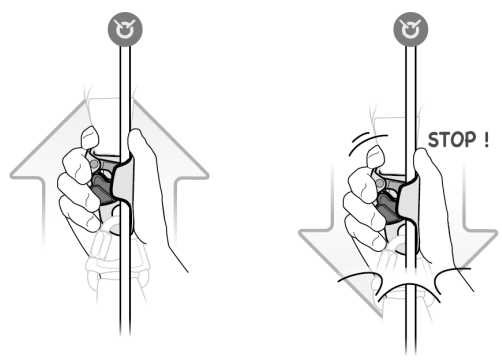


8. Ladder climbing
Montée à l'échelle

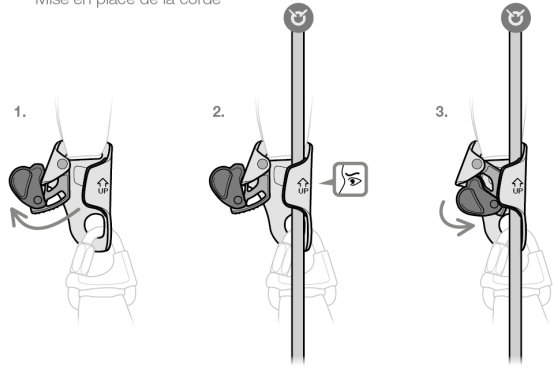


10. CROLL ventral rope clamp
Bloqueur ventral: CROLL

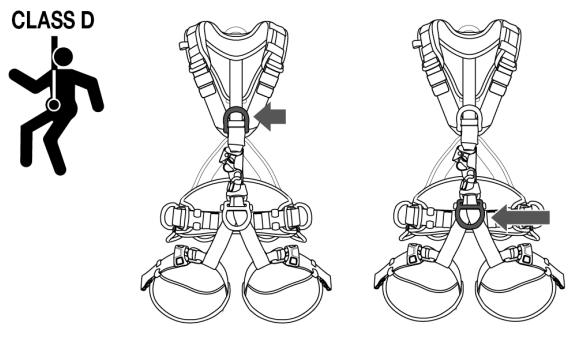
Function principle and test
Principe et test de fonctionnement



Installing and removing the rope
Mise en place de la corde

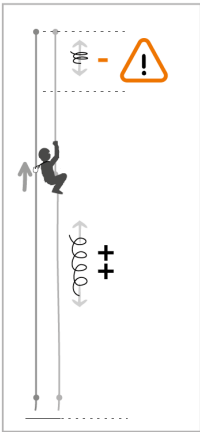


9. Suspension and controlled descent
Suspension et descente contrôlée



10. CROLL ventral rope clamp
 Bloqueur ventral: CROLL

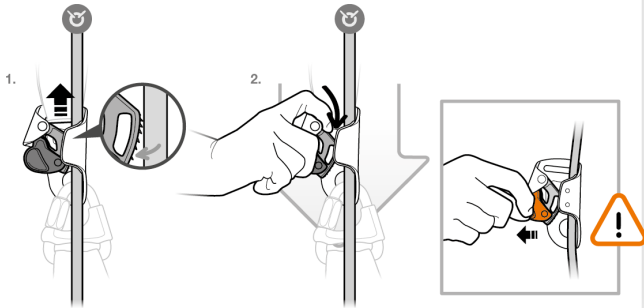
Rope ascending
 Remontée sur corde



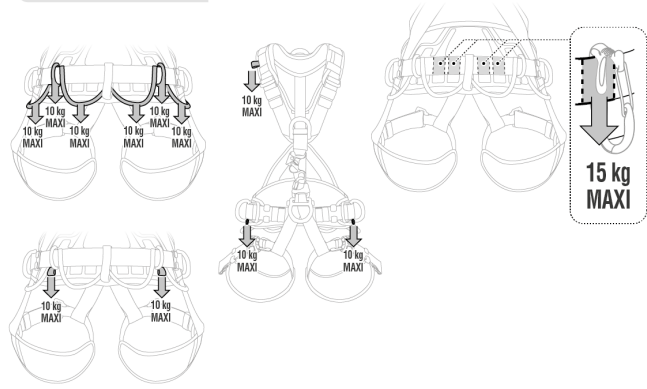
Angled traverse situation
 Cas de traversée en oblique



Short rope descent
 Courte descente



11. Equipment loops
 Porte-matériels



Taille 0

	A	B	C
	60 - 90 cm 23,5 - 35,5 inch	45 - 65 cm 18 - 25,5 inch	160 - 180 cm 63 - 71 inch

Taille 1

	A	B	C
	70 - 110 cm 27,5 - 43 inch	45 - 65 cm 18 - 25,5 inch	165 - 185 cm 65 - 73 inch

12. Additional information
 Informations complémentaires

A. Lifetime / Durée de vie

Serial n°
 00000000000000000000 + 10 years ans

B. Markings / Marquage



C. Acceptable T°
 T° tolérées

+ 80°C / + 176°F
 - 40°C / - 40°F

D. Precautions for use / Précautions d'usage




E. Cleaning - Disinfection / Nettoyage - Désinfection



F. Drying / Séchage



G. Storage - Transport
 Stockage - transport



H. Modifications - Repairs
 Modifications - Réparations



I. FAQ - Contact
 Questions - Contact



